




AF-BDV156

595~610 Watt



BIFACIAL MODULE WITH DUAL GLASS – N-Type

sustainability the smart way

KEY FEATURES



Multi-Busbar Solar Cell Technology

Better light trapping and current collection to increase module power output and reliability.



Higher Power Efficiency

Module power increases 5-25% largely, bringing significantly lower levelized cost of energy (LCOE) and higher IRR.



PID Resistance

Excellent anti-potential induced degradation (PID) performance guarantee via optimized mass-production process and materials control.



Hot 2.0 Technology

The N-type module with Hot 2 technology has better reliability and lower light induced degradation (LID) and light-elevated temperature-induced degradation (LETID).



Severe Weather Resilience

Certified to withstand: wind load (2400 Pascal) and snow load (5400 Pascal).



Durability Against Extreme Environmental Conditions

High reliability against extreme environmental conditions (passing salt mist, ammonia and hail tests).

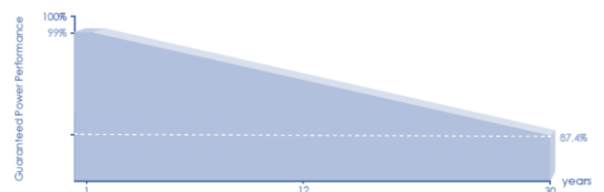
CERTIFICATIONS

- IEC 61215, IEC 61730, CE
- ISO 9001:2015: Quality management system
- ISO 14001:2015: Environmental management system
- ISO 45001:2018: Occupational health and safety management system



LINEAR PERFORMANCE WARRANTY

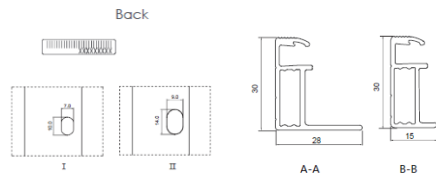
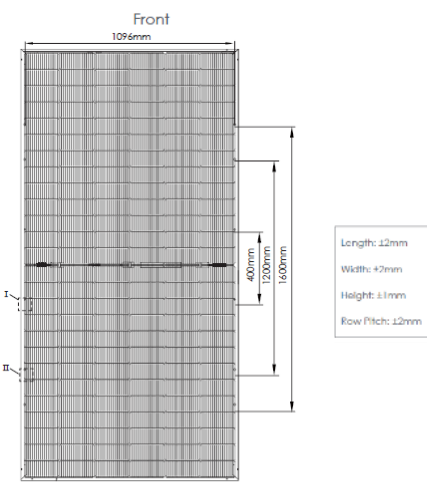

- 12 Year Product Warranty
- 30 Year Linear Power Warranty



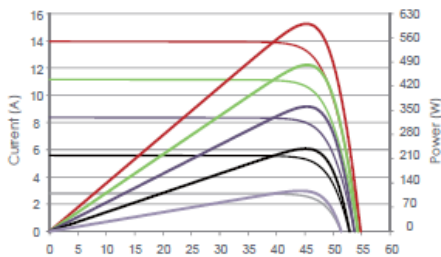
TECHNICAL DATA

AF-BDV156 595~610W

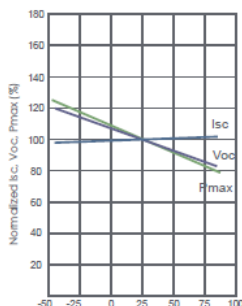
DIMENSIONS OF PV MODULE (mm)



Current-Voltage & Power-Voltage Curves (600W)



Temperature Dependence of I_{sc} , V_{oc} , P_{max}



CAUTION: READ SAFETY AND INSTALLATION INSTRUCTIONS BEFORE USING THE PRODUCT.

ELECTRICAL DATA (STC)

Peak Power Watts- P_{MAX} (Wp)*	595W	600W	605W	610W
Maximum Power Voltage- V_{MPP} (V)	45.08V	45.25V	45.42V	45.60V
Maximum Power Current- I_{MPP} (A)	13.20A	13.26A	13.32A	13.38A
Open Circuit Voltage- V_{OC} (V)	54.90V	55.03V	55.17V	55.31V
Short Circuit Current- I_{SC} (A)	13.79A	13.87A	13.95A	14.03A
Module Efficiency (%)	21.29	21.46	21.64	21.82

STC: Irradiance 1000W/m², Cell Temperature 25°C, Air Mass AM1.5;

*Measuring tolerance: ±3%.

ELECTRICAL DATA (NMOT)

Maximum Power- P_{MAX} (Wp)	447W	451W	455W	459W
Maximum Power Voltage- V_{MPP} (V)	42.00V	42.12V	42.23V	42.35V
Maximum Power Current- I_{MPP} (A)	10.65A	10.71A	10.77A	10.83A
Open Circuit Voltage- V_{OC} (V)	52.15V	52.27V	52.41V	52.54V
Short Circuit Current- I_{SC} (A)	11.13A	11.20A	11.26A	11.33A

NMOT: Irradiance at 800W/m², Ambient Temperature 20°C, Wind Speed 1 m/s.

BIFACIAL OUTPUT-REAR SIDE POWER GAIN

5%	Maximum Power- P_{MAX} (Wp)	625W	630W	635W	641W
	Module Efficiency STC (%)	22.35	22.54	22.73	22.91
15%	Maximum Power- P_{MAX} (Wp)	684W	690W	696	702W
	Module Efficiency STC (%)	24.48	24.68	24.89	25.10
25%	Maximum Power- P_{MAX} (Wp)	744W	750W	756W	763W
	Module Efficiency STC (%)	26.61	26.83	27.05	27.28

MECHANICAL DATA

Cell Type	N type Mono-crystalline
Number of cells	156 (2×78)
Module dimensions	2465×1134×30 mm (97.05×44.65×1.18 inches)
Weight	34.6 kg (76.38 lbs)
Front glass	2.0 mm, Anti-reflection coating
Back glass	2.0 mm, Heat strengthened glass
Frame	Anodized Aluminum Alloy
Junction box	IP 68 rated
Output cables	TUV 1×4.0 mm ²
	(+): 400 mm, (-): 200 mm or customized length

TEMPERATURE RATINGS

NMOT (Nominal Module Operating Temperature)	45°C±2°C
Temperature Coefficient of P_{MAX}	-0.30%/°C
Temperature Coefficient of V_{OC}	-0.25%/°C
Temperature Coefficient of I_{SC}	0.046%/°C

MAXIMUM RATINGS

Operational Temperature	-40°C to +85°C
Maximum System Voltage	1500V DC (IEC)
Max Series Fuse Rating	30A
Refer. Bifacial Factor	80±25%

PACKAGING CONFIGURATION

Standard packaging	36 pcs/pallet
Module quantity per stack	72 pcs/stack
Module quantity per 40 container	576 pcs (HQ)

WARRANTY

First year degradation of less than 1.5%	Annual degradation of 0.40% over 30 years
--	---